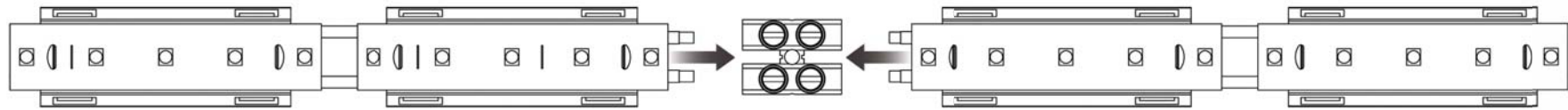


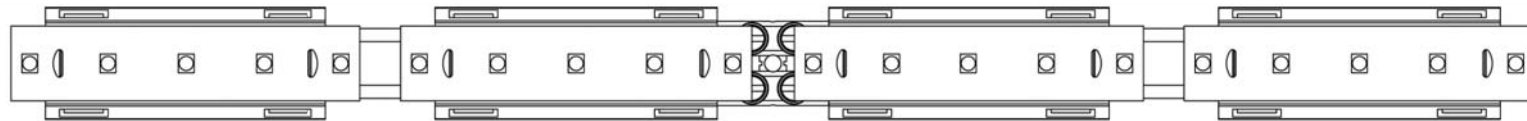
installation

electrical connections / configurations / mounting

1. Interconnect strips with factory supplied micro terminal block as shown.

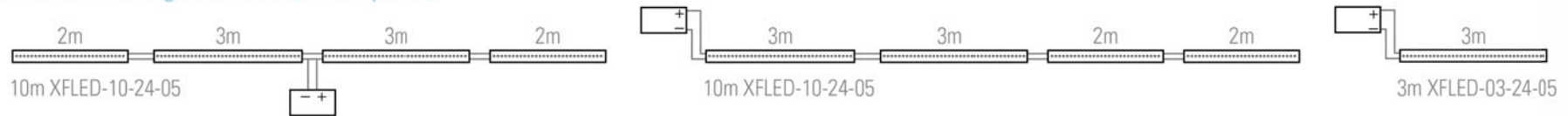


2. Finalised connection on terminal block.



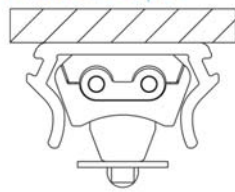
Important to use supplied Intralux terminal block to maintain center-to-center distances to lamps.

3. Power configurations (examples).

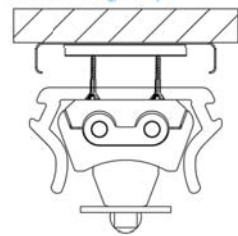


4. Mounting options

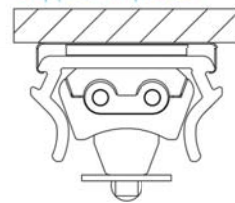
Adhesive Tape****



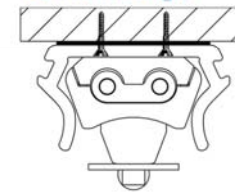
Mounting Clip*****



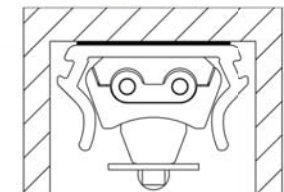
Clipped in place



Screw Through



Recessed



****Contact your local adhesive supplier for a suitable adhesive tape.

*****Mounting clip and screws factory supplied standard with Xenflex LED.